


Excel Color – Order of Application (Hierarchy)

Have you ever wondered why Excel, on occasion, will or will not color a cell according to your instructions? The reason may lie in the order by which Excel applies colors.

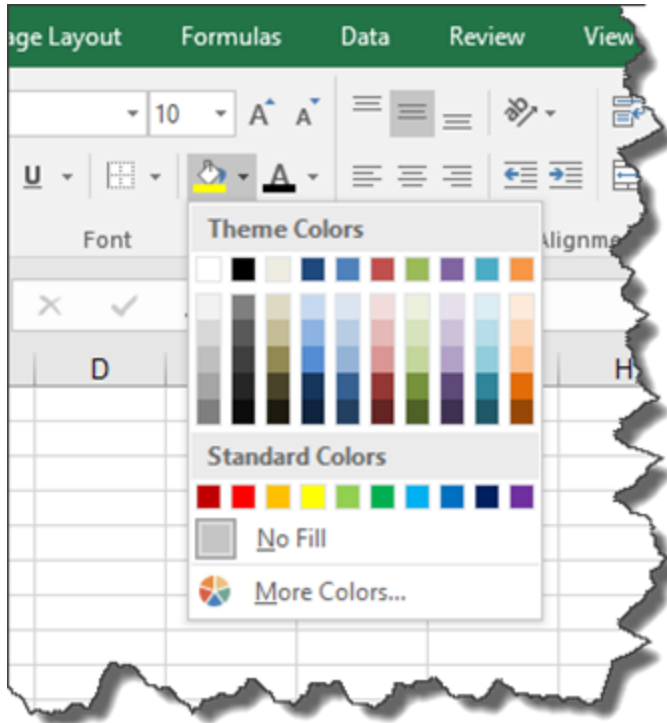
Excel applies colors in layers. These layers are comprised of three criteria:

1. Colors **automatically applied** via the implementation of a *Data Table*
2. Colors **manually applied** by the *user*
3. Colors **automatically applied** via the implementation of *Conditional Formatting*

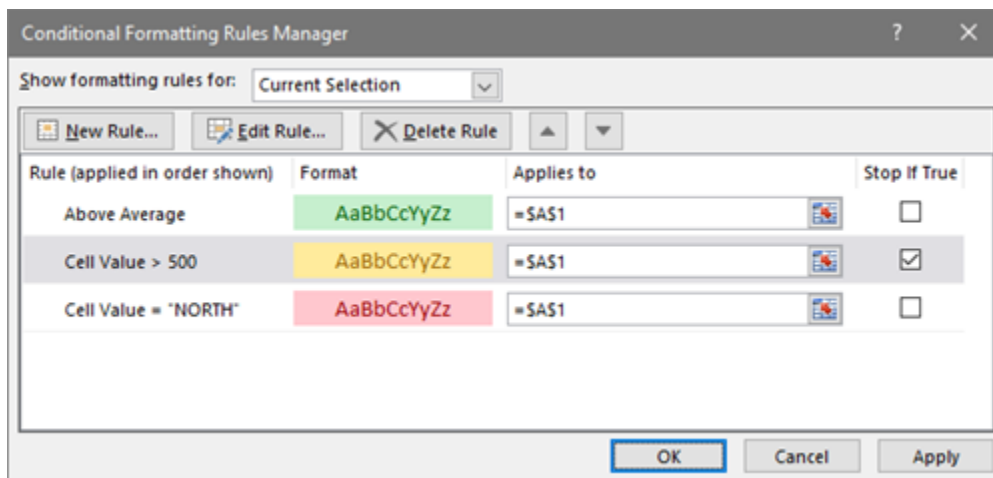
When using *Data Tables* (located on the **HOME** ribbon), colors are applied and controlled by the *Data Table* feature. This is a great way to make tables look beautiful as well as maintaining those colors when users manipulate the data; i.e. add/remove rows or sort the data. These colors are assigned first and are easily overwritten by the following two methods.



When a user selects a cell (or set of cells) and uses the *Cell Fill* tool, this will apply the selected color. If the user's cell selection currently displays color assigned by a *Data Table*, that color will be replaced by the new user-defined color. User-Defined colors are assigned second and are easily overwritten by the third method.



When using *Conditional Formatting* (located on the **HOME** ribbon), colors are applied and controlled by the rules set forth in the *Conditional Formatting* tool. Rules are applied in order that the rules are listed from top to bottom. If more than one rule applies to the same cell, the last qualifying rule is the color to be displayed. A qualifying color can be made to “stay” even if a later rule qualifies by enabling the “*Stop If True*” checkbox listed to the right of the applicable rule.



A Practical Example

Suppose we have a table of information and we wish to change it cosmetically based on the following criteria:

- Use the *Data Table* feature to apply a blue color scheme with banded-gray rows
- Manually select certain rows and paint those rows with a yellow fill
- Use the *Conditional Formatting* feature to change the cell background color to red for every cell with a sale greater than \$1,500

Original Data

	A	B	C	D	E	F	G	H	I	J	K	L	M	N	O	P
1	First Name	Last Name	Audit Date	Jan	Feb	Mar	Apr	May	Jun	Jul	Aug	Sep	Oct	Nov	Dec	TOTAL
2	Sherrill	Ferrara	5/20/2017	-\$27	\$1,330	\$40	\$1,828	\$1,228	\$1,442	\$951	-\$383	\$1,798	-\$467	\$40	\$1,523	\$9,36
3	Lei	Oakley	4/14/2017	\$268	-\$148	\$28	\$1,339	\$321	-\$225	-\$8	\$1,871	\$119	\$747	\$722	\$139	\$5,1
4	Rowena	Herzog	1/11/2016	-\$202	-\$384	-\$362	-\$13	\$1,687	-\$326	\$449	-\$180	\$571	-\$138	\$1,962	\$1,991	\$5,05
5	Darin	Randolph	7/3/2017	\$529	\$104	\$1,949	\$1,768	\$1,029	\$849	\$1,404	\$1,194	\$810	\$1,955	-\$388	\$298	\$11,3
6	Maritza	Leblanc	2/1/2018	\$257	-\$344	\$130	\$1,694	\$1,780	\$1,953	\$1,102	-\$13	\$479	\$104	\$104	\$1,483	\$8,7
7	Isabel	Mattingly	5/19/2016	-\$324	\$830	\$937	\$779	\$1,767	-\$244	\$46	\$242	\$422	\$1,476	\$294	\$1,886	\$8,11
8	Richard	Cosby	3/10/2016	\$1,228	\$1,236	\$708	-\$260	\$1,795	\$1,774	\$1,672	\$447	\$1,720	-\$83	\$315	\$1,409	\$11,9
9	Elisha	Canales	11/25/2018	\$860	\$1,411	-\$158	\$1,649	\$976	\$1,564	\$1,699	\$901	\$1,874	\$1,039	-\$75	\$282	\$12,0
10	Lukas	Hagan	11/9/2017	\$1,861	-\$428	\$332	\$820	\$286	\$1,473	\$1,922	-\$57	\$264	\$906	\$362	\$1,895	\$9,6
11	Dyani	Clegg	2/18/2018	\$242	\$1,903	-\$264	\$1,649	\$788	\$785	\$1,069	\$968	-\$401	-\$474	\$532	\$97	\$6,8
12	Ianthe	Clinton	4/7/2016	\$1,904	\$1,409	\$1,589	\$871	\$971	\$1,245	\$807	\$649	\$672	\$523	\$105	\$1,391	\$12,1
13	Kaleigh	Collazo	11/3/2016	\$264	-\$12	\$1,775	\$1,243	\$60	\$1,594	\$354	\$460	\$351	\$1,562	\$1,792	\$1,945	\$11,38
14	Cosima	Lynn	6/27/2017	\$1,418	\$144	-\$189	\$736	\$1,556	\$1,643	\$1,105	\$49	\$19	-\$72	\$454	\$52	\$6,9
15	Carl	Wayne	7/17/2017	-\$499	\$1,587	-\$322	\$1,618	\$1,929	-\$39	\$670	-\$152	\$1,876	-\$330	\$227	\$887	\$7,4
16	Laverne	Clemons	7/21/2018	\$1,495	\$1,554	\$1,733	\$1,923	\$560	\$899	\$1,194	\$1,540	-\$173	\$1,144	\$494	\$1,760	\$14,1
17	Maudie	Johansen	1/4/2018	\$1,264	\$642	\$379	\$285	\$1,739	\$1,714	\$1,796	\$1,612	\$895	\$828	\$1,738	-\$257	\$12,6
18	Katarina	Bryson	7/22/2017	-\$35	\$1,676	\$55	\$1,004	\$1,133	\$1,412	\$1,824	-\$411	\$1,952	\$1,110	\$1,316	\$621	\$11,6
19	Louann	Everett	7/31/2018	\$520	-\$491	\$1,344	\$1,256	\$341	\$438	\$1,072	\$1,615	\$1,930	\$563	-\$87	\$609	\$9,1
20	Mardell	Grove	4/9/2018	\$1,339	\$1,736	\$173	\$948	\$1,229	\$1,101	\$1,855	\$539	\$249	\$25	\$936	\$180	\$10,3
21	Scotty	Leone	5/21/2017	\$282	\$563	\$1,771	-\$387	\$141	\$824	\$1,083	\$1,012	\$1,690	\$13	\$857	\$1,150	\$8,9
22	Cohen	Duarte	8/6/2017	\$488	-\$127	\$688	\$1,606	\$1,890	\$1,865	\$1,144	\$403	\$1,821	\$725	-\$353	\$1,537	\$11,6
23	Liam	Carter	2/24/2018	-\$424	\$758	\$1,376	\$1,611	-\$435	\$411	\$1,291	\$813	\$491	\$14	\$1,158	\$4	\$7,0
24	Desiree	Clay	9/28/2018	\$1,725	\$702	\$1,769	\$251	\$252	\$1,086	\$685	\$1,276	-\$189	-\$383	\$967	\$1,548	\$9,6
25	Amulya	Colon	12/8/2016	\$1,354	\$708	\$1,764	\$212	-\$429	\$1,265	-\$158	\$1,997	\$219	-\$2	-\$4	-\$352	\$6,5
26	Kyler	Galindo	12/31/2018	\$1,059	\$529	-\$479	\$295	\$1,834	\$1,475	-\$451	\$1,678	\$977	-\$434	\$222	\$1,898	\$8,6
27	Amir	Barrow	4/27/2017	\$1,857	\$140	-\$86	-\$324	-\$129	\$1,576	\$616	\$1,484	\$115	\$1,955	-\$459	\$1,240	\$7,9

Layer 1 – Data Table color assignments

	A	B	C	D	E	F	G	H	I	J	K	L	M	N	O	P
1	First Name	Last Name	Audit Date	Jan	Feb	Mar	Apr	May	Jun	Jul	Aug	Sep	Oct	Nov	Dec	TOTAL
2	Sherrill	Ferrara	5/20/2017	-\$27	\$1,330	\$40	\$1,828	\$1,228	\$1,442	\$951	-\$383	\$1,798	-\$467	\$40	\$1,523	\$9,36
3	Lei	Oakley	4/14/2017	\$268	-\$148	\$28	\$1,339	\$321	-\$225	-\$8	\$1,871	\$119	\$747	\$722	\$139	\$5,1
4	Rowena	Herzog	1/11/2016	-\$202	-\$384	-\$362	-\$13	\$1,687	-\$326	\$449	-\$180	\$571	-\$138	\$1,962	\$1,991	\$5,05
5	Darin	Randolph	7/3/2017	\$529	\$104	\$1,949	\$1,768	\$1,029	\$849	\$1,404	\$1,194	\$810	\$1,955	-\$388	\$298	\$11,3
6	Maritza	Leblanc	2/1/2018	\$257	-\$344	\$130	\$1,694	\$1,780	\$1,953	\$1,102	-\$13	\$479	\$104	\$104	\$1,483	\$8,7
7	Isabel	Mattingly	5/19/2016	-\$324	\$830	\$937	\$779	\$1,767	-\$244	\$46	\$242	\$422	\$1,476	\$294	\$1,886	\$8,11
8	Richard	Cosby	3/10/2016	\$1,228	\$1,236	\$708	-\$260	\$1,795	\$1,774	\$1,672	\$447	\$1,720	-\$83	\$315	\$1,409	\$11,9
9	Elisha	Canales	11/25/2018	\$860	\$1,411	-\$158	\$1,649	\$976	\$1,564	\$1,699	\$901	\$1,874	\$1,039	-\$75	\$282	\$12,0
10	Lukas	Hagan	11/9/2017	\$1,861	-\$428	\$332	\$820	\$286	\$1,473	\$1,922	-\$57	\$264	\$906	\$362	\$1,895	\$9,6
11	Dyani	Clegg	2/18/2018	\$242	\$1,903	-\$264	\$1,649	\$788	\$785	\$1,069	\$968	-\$401	-\$474	\$532	\$97	\$6,8
12	Ianthe	Clinton	4/7/2016	\$1,904	\$1,409	\$1,589	\$871	\$971	\$1,245	\$807	\$649	\$672	\$523	\$105	\$1,391	\$12,1
13	Kaleigh	Collazo	11/3/2016	\$264	-\$12	\$1,775	\$1,243	\$60	\$1,594	\$354	\$460	\$351	\$1,562	\$1,792	\$1,945	\$11,38
14	Cosima	Lynn	6/27/2017	\$1,418	\$144	-\$189	\$736	\$1,556	\$1,643	\$1,105	\$49	\$19	-\$72	\$454	\$52	\$6,9
15	Carl	Wayne	7/17/2017	-\$499	\$1,587	-\$322	\$1,618	\$1,929	-\$39	\$670	-\$152	\$1,876	-\$330	\$227	\$887	\$7,4
16	Laverne	Clemons	7/21/2018	\$1,495	\$1,554	\$1,733	\$1,923	\$560	\$899	\$1,194	\$1,540	-\$173	\$1,144	\$494	\$1,760	\$14,1
17	Maudie	Johansen	1/4/2018	\$1,264	\$642	\$379	\$285	\$1,739	\$1,714	\$1,796	\$1,612	\$895	\$828	\$1,738	-\$257	\$12,6
18	Katarina	Bryson	7/22/2017	-\$35	\$1,676	\$55	\$1,004	\$1,133	\$1,412	\$1,824	-\$411	\$1,952	\$1,110	\$1,316	\$621	\$11,6
19	Louann	Everett	7/31/2018	\$520	-\$491	\$1,344	\$1,256	\$341	\$438	\$1,072	\$1,615	\$1,930	\$563	-\$87	\$609	\$9,1
20	Mardell	Grove	4/9/2018	\$1,339	\$1,736	\$173	\$948	\$1,229	\$1,101	\$1,855	\$539	\$249	\$25	\$936	\$180	\$10,3
21	Scotty	Leone	5/21/2017	\$282	\$563	\$1,771	-\$387	\$141	\$824	\$1,083	\$1,012	\$1,690	\$13	\$857	\$1,150	\$8,9
22	Cohen	Duarte	8/6/2017	\$488	-\$127	\$688	\$1,606	\$1,890	\$1,865	\$1,144	\$403	\$1,821	\$725	-\$353	\$1,537	\$11,6
23	Liam	Carter	2/24/2018	-\$424	\$758	\$1,376	\$1,611	-\$435	\$411	\$1,291	\$813	\$491	\$14	\$1,158	\$4	\$7,0
24	Desiree	Clay	9/28/2018	\$1,725	\$702	\$1,769	\$251	\$252	\$1,086	\$685	\$1,276	-\$189	-\$383	\$967	\$1,548	\$9,6
25	Amulya	Colon	12/8/2016	\$1,354	\$708	\$1,764	\$212	-\$429	\$1,265	-\$158	\$1,997	\$219	-\$2	-\$4	-\$352	\$6,5
26	Kyler	Galindo	12/31/2018	\$1,059	\$529	-\$479	\$295	\$1,834	\$1,475	-\$451	\$1,678	\$977	-\$434	\$222	\$1,898	\$8,6
27	Amir	Barrow	4/27/2017	\$1,857	\$140	-\$86	-\$324	-\$129	\$1,576	\$616	\$1,484	\$115	\$1,955	-\$459	\$1,240	\$7,9

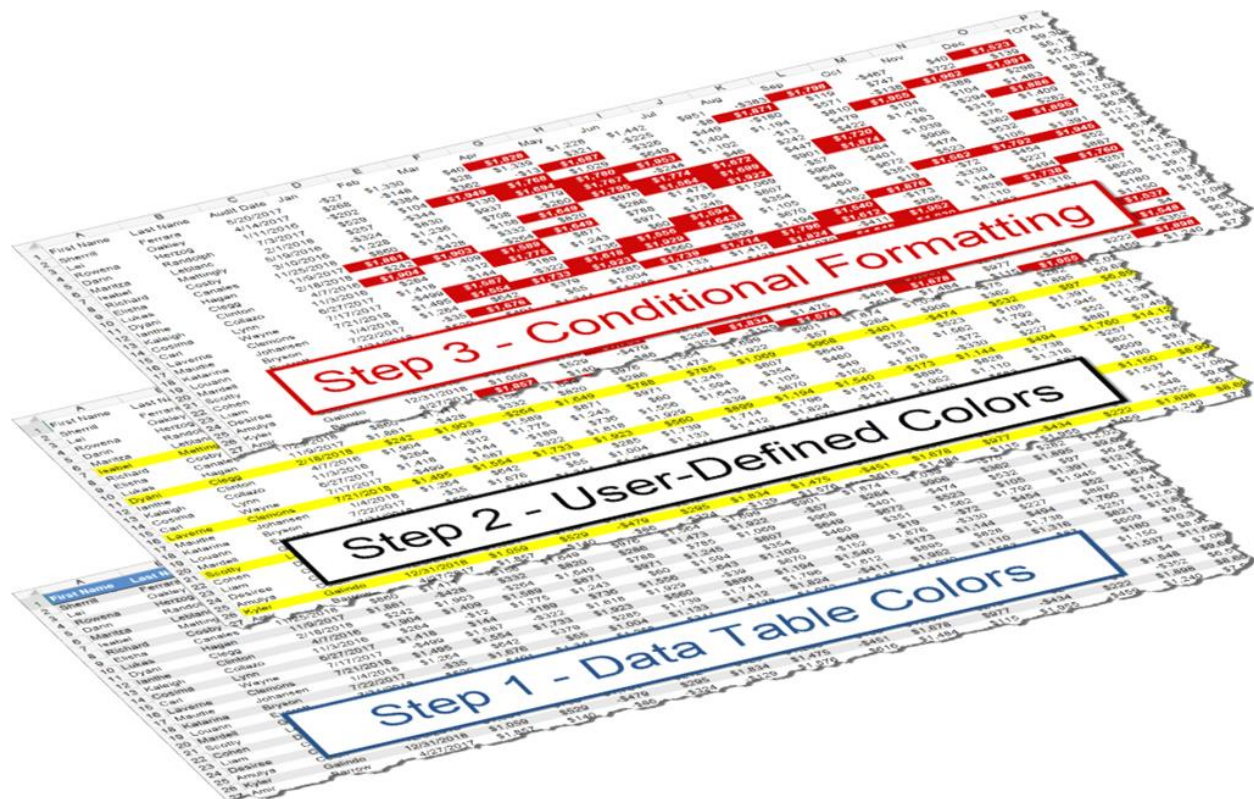
Layer 2 – User-Defined color assignments

	A	B	C	D	E	F	G	H	I	J	K	L	M	N	O	P
1	First Name	Last Name	Audit Date	Jan	Feb	Mar	Apr	May	Jun	Jul	Aug	Sep	Oct	Nov	Dec	TOTAL
2	Sherrill	Ferrara	5/20/2017	-\$27	\$1,330	\$40	\$1,828	\$1,228	\$1,442	\$951	-\$383	\$1,798	-\$487	\$40	\$1,523	\$9,300
3	Lei	Oakley	4/14/2017	\$268	-\$148	\$28	\$1,339	\$321	-\$225	-\$8	\$1,871	\$119	\$747	\$722	\$139	\$5,170
4	Rowena	Herzog	1/11/2016	-\$202	-\$384	-\$362	-\$13	\$1,687	-\$326	\$449	-\$180	\$571	-\$138	\$1,962	\$1,991	\$5,000
5	Darin	Randolph	7/3/2017	\$529	\$104	\$1,949	\$1,768	\$1,029	\$649	\$1,404	\$1,194	\$810	\$1,955	-\$388	\$298	\$11,300
6	Maritza	Leblanc	2/1/2018	\$257	-\$344	\$130	\$1,694	\$1,780	\$1,953	\$1,102	-\$13	\$479	\$104	\$104	\$1,483	\$8,720
7	Isabel	Mattingly	5/19/2016	-\$324	\$830	\$937	\$779	\$1,767	-\$244	\$46	\$242	\$422	\$1,476	\$294	\$1,886	\$8,100
8	Richard	Cosby	3/10/2016	\$1,228	\$1,236	\$708	-\$260	\$1,795	\$1,774	\$1,672	\$447	\$1,720	-\$83	\$315	\$1,409	\$11,900
9	Elisha	Canales	11/25/2018	\$860	\$1,411	-\$158	\$1,649	\$976	\$1,564	\$1,699	\$901	\$1,874	\$1,039	-\$75	\$282	\$12,000
10	Lukas	Hagan	11/9/2017	\$1,861	-\$428	\$332	\$820	\$286	\$1,473	\$1,922	-\$57	\$264	\$906	\$362	\$1,895	\$9,600
11	Dyani	Clegg	2/18/2018	\$242	\$1,903	-\$264	\$1,649	\$788	\$785	\$1,069	\$968	-\$401	-\$474	\$532	\$97	\$6,800
12	Ianthe	Clinton	4/7/2016	\$1,904	\$1,409	\$1,589	\$871	\$971	\$1,245	\$807	\$649	\$672	\$523	\$105	\$1,391	\$12,100
13	Kaleigh	Collazo	11/3/2016	\$264	-\$12	\$1,775	\$1,243	\$80	\$1,594	\$354	\$480	\$351	\$1,562	\$1,792	\$1,945	\$11,300
14	Cosima	Lynn	6/27/2017	\$1,418	\$144	-\$189	\$736	\$1,556	\$1,643	\$1,105	\$49	\$19	-\$72	\$454	\$52	\$6,900
15	Carl	Wayne	7/17/2017	-\$499	\$1,587	-\$322	\$1,618	\$1,929	-\$39	\$670	-\$152	\$1,876	-\$330	\$227	\$887	\$7,450
16	Laverne	Clemons	7/21/2018	\$1,495	\$1,554	\$1,733	\$1,923	\$560	\$899	\$1,194	\$1,540	-\$173	\$1,144	\$494	\$1,760	\$14,100
17	Maudie	Johansen	1/4/2018	\$1,264	\$642	\$379	\$285	\$1,739	\$1,714	\$1,796	\$1,612	\$895	\$828	\$1,738	-\$257	\$12,600
18	Katarina	Bryson	7/22/2017	-\$35	\$1,676	\$55	\$1,004	\$1,133	\$1,412	\$1,824	-\$411	\$1,952	\$1,110	\$1,316	\$621	\$11,600
19	Louann	Everett	7/31/2018	\$520	-\$491	\$1,344	\$1,256	\$341	\$438	\$1,072	\$1,615	\$1,930	\$563	-\$87	\$609	\$9,100
20	Mardell	Grove	4/9/2018	\$1,339	\$1,736	\$173	\$948	\$1,229	\$1,101	\$1,855	\$539	\$249	\$25	\$936	\$180	\$10,300
21	Scotty	Leone	5/21/2017	\$282	\$563	\$1,771	-\$387	\$141	\$824	\$1,083	\$1,012	\$1,690	\$13	\$857	\$1,150	\$8,900
22	Cohen	Duarte	8/6/2017	\$488	-\$127	\$688	\$1,606	\$1,890	\$1,865	\$1,144	\$403	\$1,821	\$725	-\$353	\$1,537	\$11,600
23	Liam	Carter	2/24/2018	-\$424	\$758	\$1,376	\$1,611	-\$435	\$411	\$1,291	\$813	\$491	\$14	\$1,158	\$4	\$7,060
24	Desiree	Clay	9/28/2018	\$1,725	\$702	\$1,769	\$251	\$252	\$1,086	\$685	\$1,276	-\$189	-\$383	\$967	\$1,548	\$9,600
25	Amulya	Colon	12/8/2016	\$1,354	\$708	\$1,764	\$212	-\$429	\$1,265	-\$158	\$1,997	\$219	-\$2	-\$4	-\$352	\$6,500
26	Kyler	Galindo	12/31/2018	\$1,059	\$529	-\$479	\$295	\$1,834	\$1,475	-\$451	\$1,678	\$977	-\$434	\$222	\$1,898	\$8,600
27	Amir	Barrow	4/27/2017	\$1,857	\$140	-\$86	-\$324	-\$129	\$1,576	\$616	\$1,484	\$115	\$1,955	-\$459	\$1,240	\$7,900

Layer 3 – Conditional Formatting color assignments

	A	B	C	D	E	F	G	H	I	J	K	L	M	N	O	P
1	First Name	Last Name	Audit Date	Jan	Feb	Mar	Apr	May	Jun	Jul	Aug	Sep	Oct	Nov	Dec	TOTAL
2	Sherrill	Ferrara	5/20/2017	-\$27	\$1,330	\$40	\$1,828	\$1,228	\$1,442	\$951	-\$383	\$1,798	-\$487	\$40	\$1,523	\$9,300
3	Lei	Oakley	4/14/2017	\$268	-\$148	\$28	\$1,339	\$321	-\$225	-\$8	\$1,871	\$119	\$747	\$722	\$139	\$5,170
4	Rowena	Herzog	1/11/2016	-\$202	-\$384	-\$362	-\$13	\$1,687	-\$326	\$449	-\$180	\$571	-\$138	\$1,962	\$1,991	\$5,000
5	Darin	Randolph	7/3/2017	\$529	\$104	\$1,949	\$1,768	\$1,029	\$649	\$1,404	\$1,194	\$810	\$1,955	-\$388	\$298	\$11,300
6	Maritza	Leblanc	2/1/2018	\$257	-\$344	\$130	\$1,694	\$1,780	\$1,953	\$1,102	-\$13	\$479	\$104	\$104	\$1,483	\$8,720
7	Isabel	Mattingly	5/19/2016	-\$324	\$830	\$937	\$779	\$1,767	-\$244	\$46	\$242	\$422	\$1,476	\$294	\$1,886	\$8,100
8	Richard	Cosby	3/10/2016	\$1,228	\$1,236	\$708	-\$260	\$1,795	\$1,774	\$1,672	\$447	\$1,720	-\$83	\$315	\$1,409	\$11,900
9	Elisha	Canales	11/25/2018	\$860	\$1,411	-\$158	\$1,649	\$976	\$1,564	\$1,699	\$901	\$1,874	\$1,039	-\$75	\$282	\$12,000
10	Lukas	Hagan	11/9/2017	\$1,861	-\$428	\$332	\$820	\$286	\$1,473	\$1,922	-\$57	\$264	\$906	\$362	\$1,895	\$9,600
11	Dyani	Clegg	2/18/2018	\$242	\$1,903	-\$264	\$1,649	\$788	\$785	\$1,069	\$968	-\$401	-\$474	\$532	\$97	\$6,800
12	Ianthe	Clinton	4/7/2016	\$1,904	\$1,409	\$1,589	\$871	\$971	\$1,245	\$807	\$649	\$672	\$523	\$105	\$1,391	\$12,100
13	Kaleigh	Collazo	11/3/2016	\$264	-\$12	\$1,775	\$1,243	\$80	\$1,594	\$354	\$480	\$351	\$1,562	\$1,792	\$1,945	\$11,300
14	Cosima	Lynn	6/27/2017	\$1,418	\$144	-\$189	\$736	\$1,556	\$1,643	\$1,105	\$49	\$19	-\$72	\$454	\$52	\$6,900
15	Carl	Wayne	7/17/2017	-\$499	\$1,587	-\$322	\$1,618	\$1,929	-\$39	\$670	-\$152	\$1,876	-\$330	\$227	\$887	\$7,450
16	Laverne	Clemons	7/21/2018	\$1,495	\$1,554	\$1,733	\$1,923	\$560	\$899	\$1,194	\$1,540	-\$173	\$1,144	\$494	\$1,760	\$14,100
17	Maudie	Johansen	1/4/2018	\$1,264	\$642	\$379	\$285	\$1,739	\$1,714	\$1,796	\$1,612	\$895	\$828	\$1,738	-\$257	\$12,600
18	Katarina	Bryson	7/22/2017	-\$35	\$1,676	\$55	\$1,004	\$1,133	\$1,412	\$1,824	-\$411	\$1,952	\$1,110	\$1,316	\$621	\$11,600
19	Louann	Everett	7/31/2018	\$520	-\$491	\$1,344	\$1,256	\$341	\$438	\$1,072	\$1,615	\$1,930	\$563	-\$87	\$609	\$9,100
20	Mardell	Grove	4/9/2018	\$1,339	\$1,736	\$173	\$948	\$1,229	\$1,101	\$1,855	\$539	\$249	\$25	\$936	\$180	\$10,300
21	Scotty	Leone	5/21/2017	\$282	\$563	\$1,771	-\$387	\$141	\$824	\$1,083	\$1,012	\$1,690	\$13	\$857	\$1,150	\$8,900
22	Cohen	Duarte	8/6/2017	\$488	-\$127	\$688	\$1,606	\$1,890	\$1,865	\$1,144	\$403	\$1,821	\$725	-\$353	\$1,537	\$11,600
23	Liam	Carter	2/24/2018	-\$424	\$758	\$1,376	\$1,611	-\$435	\$411	\$1,291	\$813	\$491	\$14	\$1,158	\$4	\$7,060
24	Desiree	Clay	9/28/2018	\$1,725	\$702	\$1,769	\$251	\$252	\$1,086	\$685	\$1,276	-\$189	-\$383	\$967	\$1,548	\$9,600
25	Amulya	Colon	12/8/2016	\$1,354	\$708	\$1,764	\$212	-\$429	\$1,265	-\$158	\$1,997	\$219	-\$2	-\$4	-\$352	\$6,500
26	Kyler	Galindo	12/31/2018	\$1,059	\$529	-\$479	\$295	\$1,834	\$1,475	-\$451	\$1,678	\$977	-\$434	\$222	\$1,898	\$8,600
27	Amir	Barrow	4/27/2017	\$1,857	\$140	-\$86	-\$324	-\$129	\$1,576	\$616	\$1,484	\$115	\$1,955	-\$459	\$1,240	\$7,900

Stack them atop one another like so...



...and the resulting color output is as follows.

	A	B	C	D	E	F	G	H	I	J	K	L	M	N	O	P
1	First Name	Last Name	Audit Date	Jan	Feb	Mar	Apr	May	Jun	Jul	Aug	Sep	Oct	Nov	Dec	TOTAL
2	Sherrill	Ferrara	5/20/2017	-\$27	\$1,330	\$40	\$1,828	\$1,228	\$1,442	\$951	-\$383	\$1,798	-\$467	\$40	\$1,523	\$9,303
3	Lei	Oakley	4/14/2017	\$268	-\$148	\$28	\$1,339	\$321	-\$225	-\$8	\$1,871	\$119	\$747	\$722	\$139	\$5,173
4	Rowena	Herzog	1/11/2016	-\$202	-\$384	-\$362	-\$13	\$1,687	-\$326	\$449	-\$180	\$571	-\$138	\$1,962	\$1,991	\$5,055
5	Darin	Randolph	7/3/2017	\$529	\$104	\$1,949	\$1,768	\$1,029	\$649	\$1,404	\$1,194	\$810	\$1,955	-\$388	\$298	\$11,301
6	Maritza	Leblanc	2/1/2018	\$257	-\$344	\$130	\$1,694	\$1,780	\$1,953	\$1,102	-\$13	\$479	\$104	\$104	\$1,483	\$8,729
7	Isabel	Mattingly	5/19/2016	-\$324	\$830	\$937	\$779	\$1,767	-\$244	\$46	\$242	\$422	\$1,476	\$294	\$1,886	\$8,111
8	Richard	Cosby	3/10/2016	\$1,228	\$1,236	\$708	-\$260	\$1,795	\$1,774	\$1,672	\$447	\$1,720	-\$83	\$315	\$1,409	\$11,961
9	Elisha	Canales	11/25/2018	\$860	\$1,411	-\$158	\$1,649	\$976	\$1,564	\$1,699	\$901	\$1,874	\$1,039	-\$75	\$282	\$12,022
10	Lukas	Hagan	11/9/2017	\$1,861	-\$428	\$332	\$820	\$286	\$1,473	\$1,922	-\$57	\$264	\$906	\$362	\$1,895	\$9,636
11	Dyani	Clegg	2/18/2018	\$242	\$1,903	-\$264	\$1,649	\$788	\$785	\$1,069	\$968	-\$401	-\$474	\$532	\$97	\$6,894
12	Ianthe	Clinton	4/7/2016	\$1,904	\$1,409	\$1,589	\$871	\$971	\$1,245	\$807	\$649	\$672	\$523	\$105	\$1,391	\$12,136
13	Kaleigh	Collazo	11/3/2016	\$264	-\$12	\$1,775	\$1,243	\$60	\$1,594	\$354	\$460	\$351	\$1,562	\$1,792	\$1,945	\$11,388
14	Cosima	Lynn	6/27/2017	\$1,418	\$144	-\$189	\$736	\$1,556	\$1,643	\$1,105	\$49	\$19	-\$72	\$454	\$52	\$6,915
15	Carl	Wayne	7/17/2017	-\$499	\$1,587	-\$322	\$1,618	\$1,929	-\$39	\$670	-\$152	\$1,876	-\$330	\$227	\$887	\$7,452
16	Laverne	Clemons	7/21/2018	\$1,495	\$1,554	\$1,733	\$1,923	\$560	\$899	\$1,194	\$1,540	-\$173	\$1,144	\$494	\$1,760	\$14,123
17	Maudie	Johansen	1/4/2018	\$1,264	\$642	\$379	\$285	\$1,739	\$1,714	\$1,796	\$1,612	\$895	\$828	\$1,738	-\$257	\$12,635
18	Katarina	Bryson	7/22/2017	-\$35	\$1,676	\$55	\$1,004	\$1,133	\$1,412	\$1,824	-\$411	\$1,952	\$1,110	\$1,316	\$621	\$11,657
19	Louann	Everett	7/31/2018	\$520	-\$491	\$1,344	\$1,256	\$341	\$438	\$1,072	\$1,615	\$1,930	\$563	-\$87	\$609	\$9,110
20	Mardell	Grove	4/9/2018	\$1,339	\$1,736	\$173	\$948	\$1,229	\$1,101	\$1,855	\$539	\$249	\$25	\$936	\$180	\$10,310
21	Scotty	Leone	5/21/2017	\$282	\$563	\$1,771	-\$387	\$141	\$824	\$1,083	\$1,012	\$1,690	\$13	\$857	\$1,150	\$8,999
22	Cohen	Duarte	8/6/2017	\$488	-\$127	\$688	\$1,606	\$1,890	\$1,865	\$1,144	\$403	\$1,821	\$725	-\$353	\$1,537	\$11,687
23	Liam	Carter	2/24/2018	-\$424	\$758	\$1,376	\$1,611	-\$435	\$411	\$1,291	\$813	\$491	\$14	\$1,158	\$4	\$7,068
24	Desiree	Clay	9/28/2018	\$1,725	\$702	\$1,769	\$251	\$252	\$1,086	\$685	\$1,276	-\$189	-\$383	\$967	\$1,548	\$9,689
25	Amulya	Colon	12/8/2016	\$1,354	\$708	\$1,764	\$212	-\$429	\$1,265	-\$158	\$1,997	\$219	-\$2	-\$4	-\$352	\$6,574
26	Kyler	Galindo	12/31/2018	\$1,059	\$529	-\$479	\$295	\$1,834	\$1,475	-\$451	\$1,678	\$977	-\$434	\$222	\$1,898	\$8,603
27	Amir	Barrow	4/27/2017	\$1,857	\$140	-\$86	-\$324	-\$129	\$1,576	\$616	\$1,484	\$115	\$1,955	-\$459	\$1,240	\$7,985
28	Jordan	Hall	8/3/2018	\$316	-\$1,092	\$417	-\$350	\$333	\$482	\$180	\$723	\$860	-\$283	\$4,573	\$471	\$6,602